
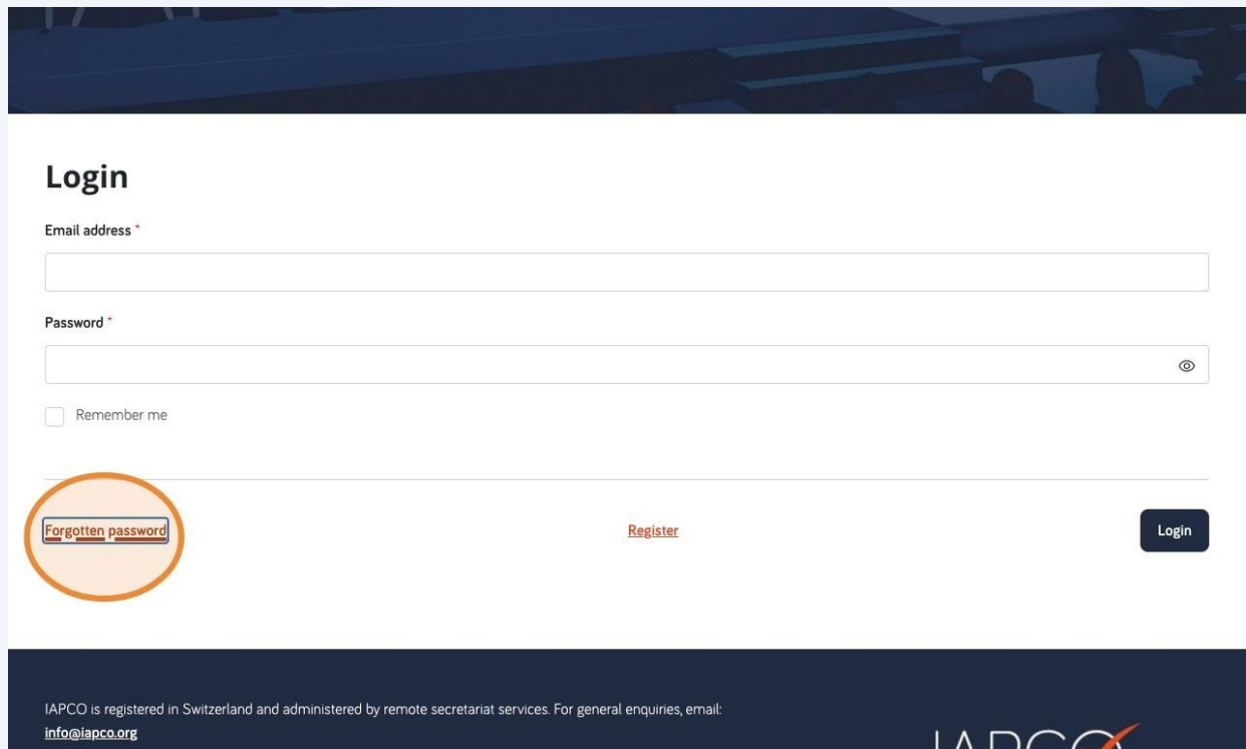


How to log in for the first time

1 Click "Login"



2 Click "Forgotten password"



Login

Email address *

Password *

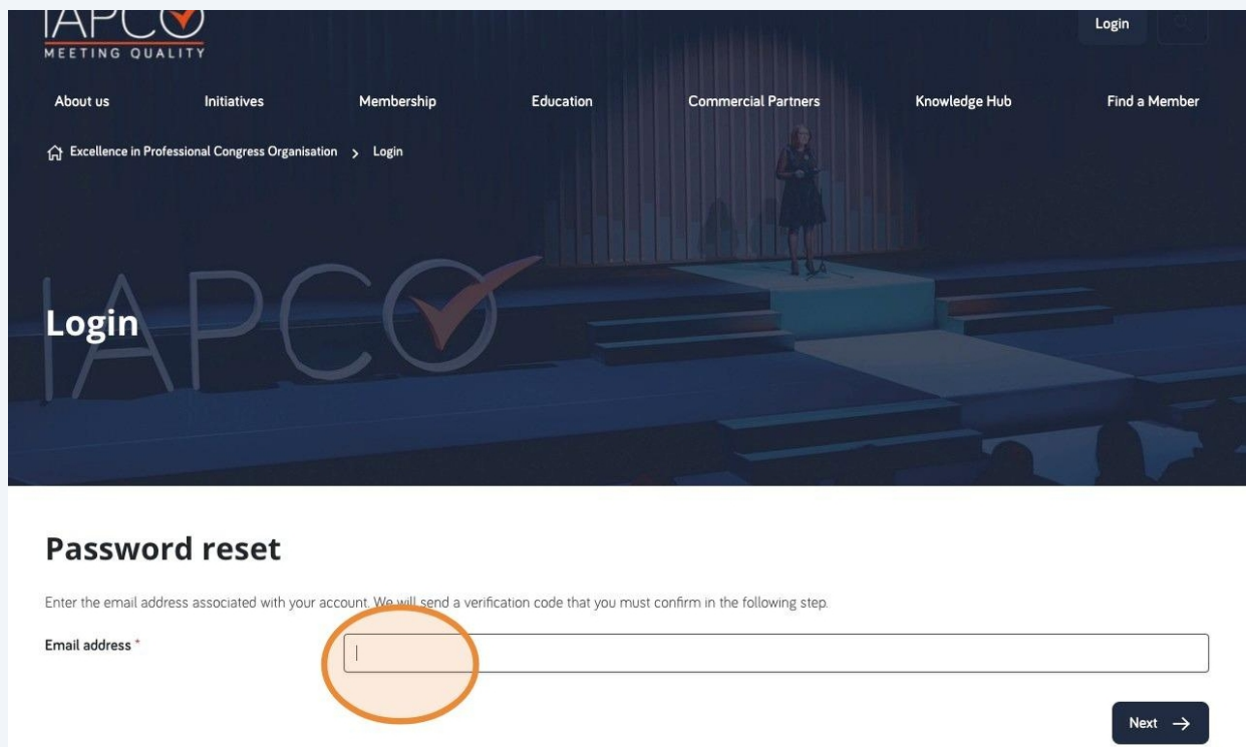
☐ Remember me

[Forgotten password](#) [Register](#) Login

IAPCO is registered in Switzerland and administered by remote secretariat services. For general enquiries, email: info@iapco.org

IAPCO

3 Enter in your email address



IAPCO
MEETING QUALITY

About us Initiatives Membership Education Commercial Partners Knowledge Hub Find a Member

Excellence in Professional Congress Organisation > Login

Login

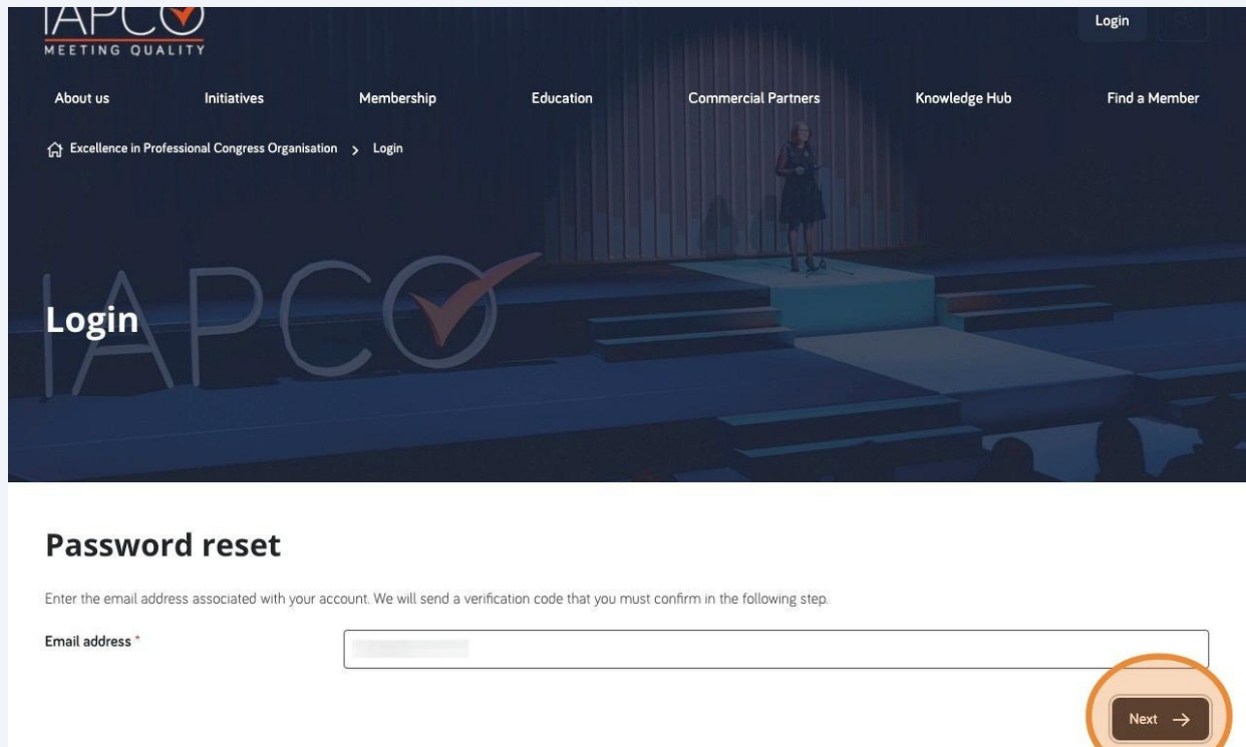
Password reset

Enter the email address associated with your account. We will send a verification code that you must confirm in the following step.

Email address *

Next →

4 Click "Next"



The screenshot shows the IAPCO website with a dark blue header. The IAPCO logo is in the top left, and a navigation menu is in the top right. The main content area has a large 'Login' text and a background image of a person on a stage. Below this, the 'Password reset' section is visible, featuring a text input field for the email address and a 'Next' button with a right arrow. The 'Next' button is highlighted with an orange circle.

IAPCO
MEETING QUALITY

About us Initiatives Membership Education Commercial Partners Knowledge Hub Find a Member

Excellence in Professional Congress Organisation > Login

Login

Password reset

Enter the email address associated with your account. We will send a verification code that you must confirm in the following step.

Email address *

Next →

5

You will receive an email with your Verification code. Copy this code



Your email verification code is 1872

IAPCO is registered in Switzerland and administered by remote secretariat services.
For general enquiries, email: info@iapco.org

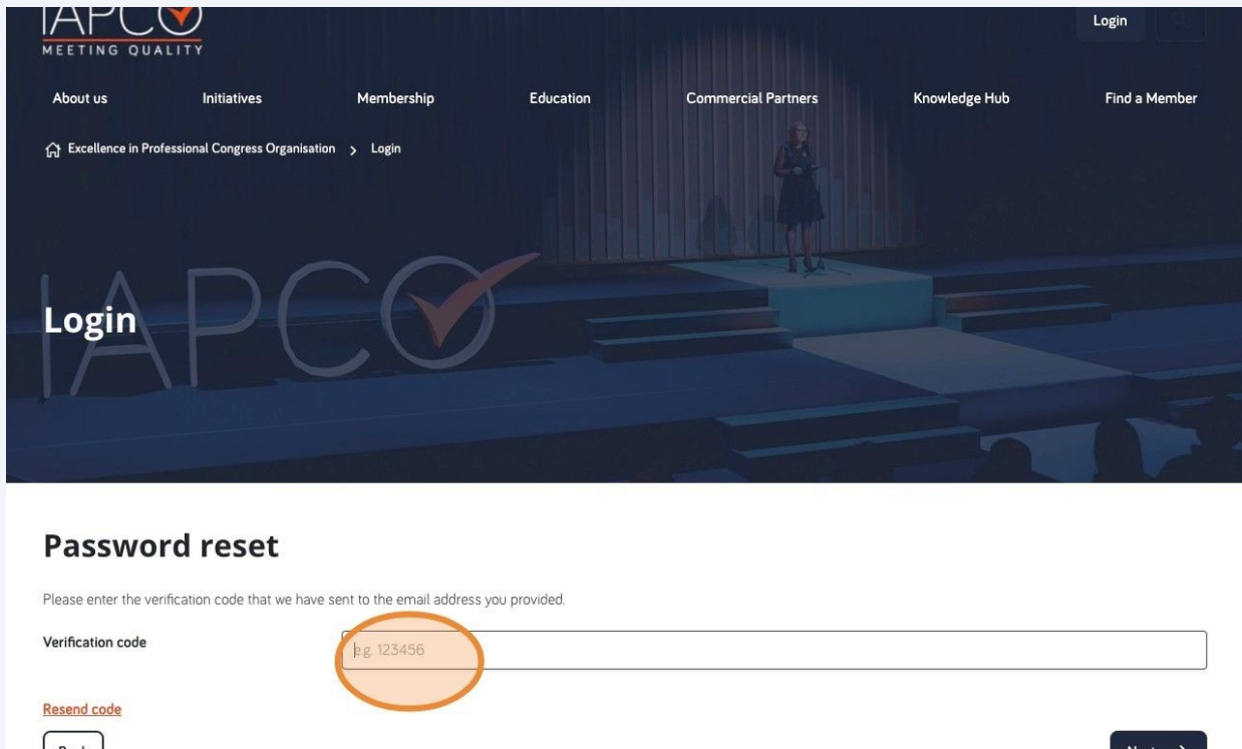
Mailing address: C/O Prager Dreifuss, Muhlebachstrasse 6, 8008 Zurich,
Switzerland



Contact

© 2025 The International Association of Professional Congress Organisers (IAPCO). All rights reserved

6 Enter in your Verification code.



The screenshot shows the IAPCO website's password reset process. At the top, the IAPCO logo and navigation menu are visible. The main heading is "Login". Below it, the "Password reset" section is active. A message states: "Please enter the verification code that we have sent to the email address you provided." The "Verification code" input field contains the example text "e.g. 123456" and is highlighted with an orange circle. Below the input field are links for "Resend code" and "Back". A "Next" button with a right arrow is located at the bottom right.

Login

Password reset

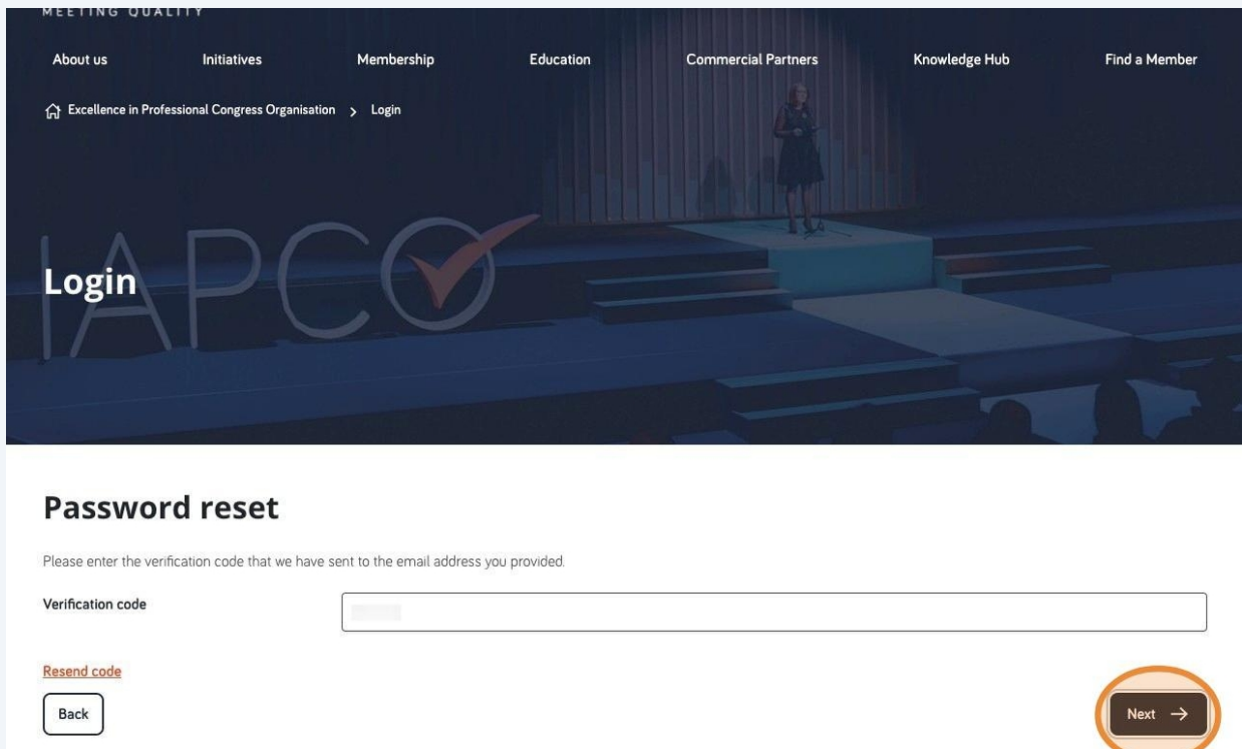
Please enter the verification code that we have sent to the email address you provided.

Verification code

[Resend code](#)

[Back](#) [Next →](#)

7 Click "Next"



This screenshot is identical to the previous one, showing the same password reset page. However, the "Next" button at the bottom right, which includes a right arrow, is now highlighted with an orange circle, indicating the next step in the process.

Login

Password reset

Please enter the verification code that we have sent to the email address you provided.

Verification code

[Resend code](#)

[Back](#) [Next →](#)

8

Enter your chosen password

IAPCO
MEETING QUALITY

Login

About us Initiatives Membership Education Commercial Partners Knowledge Hub Find a Member

Excellence in Professional Congress Organisation > Login

Login

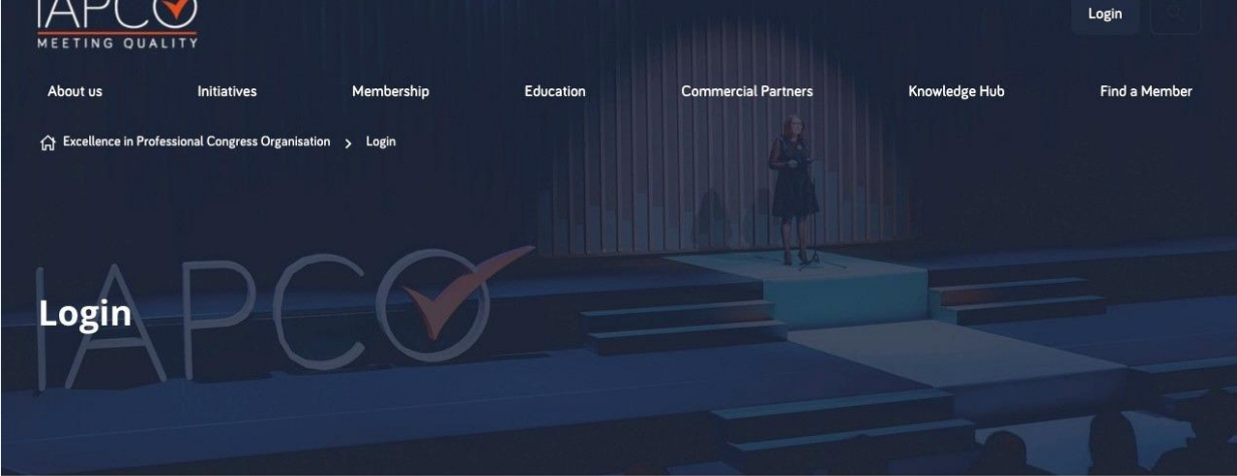
Reset password

Password *

Back

Next →

9 Click "Next"



The image shows the IAPCO website's login page. The header includes the IAPCO logo with the tagline 'MEETING QUALITY' and a navigation menu with links: About us, Initiatives, Membership, Education, Commercial Partners, Knowledge Hub, and Find a Member. A secondary navigation bar shows 'Excellence in Professional Congress Organisation' and a 'Login' link. The main content area features a large 'Login' button and a 'Reset password' section. The password field is filled with dots and has a green progress bar below it labeled 'Awesome!'. A 'Back' button is on the left, and a 'Next' button with a right arrow is on the right, circled in orange.

Reset password

Password *

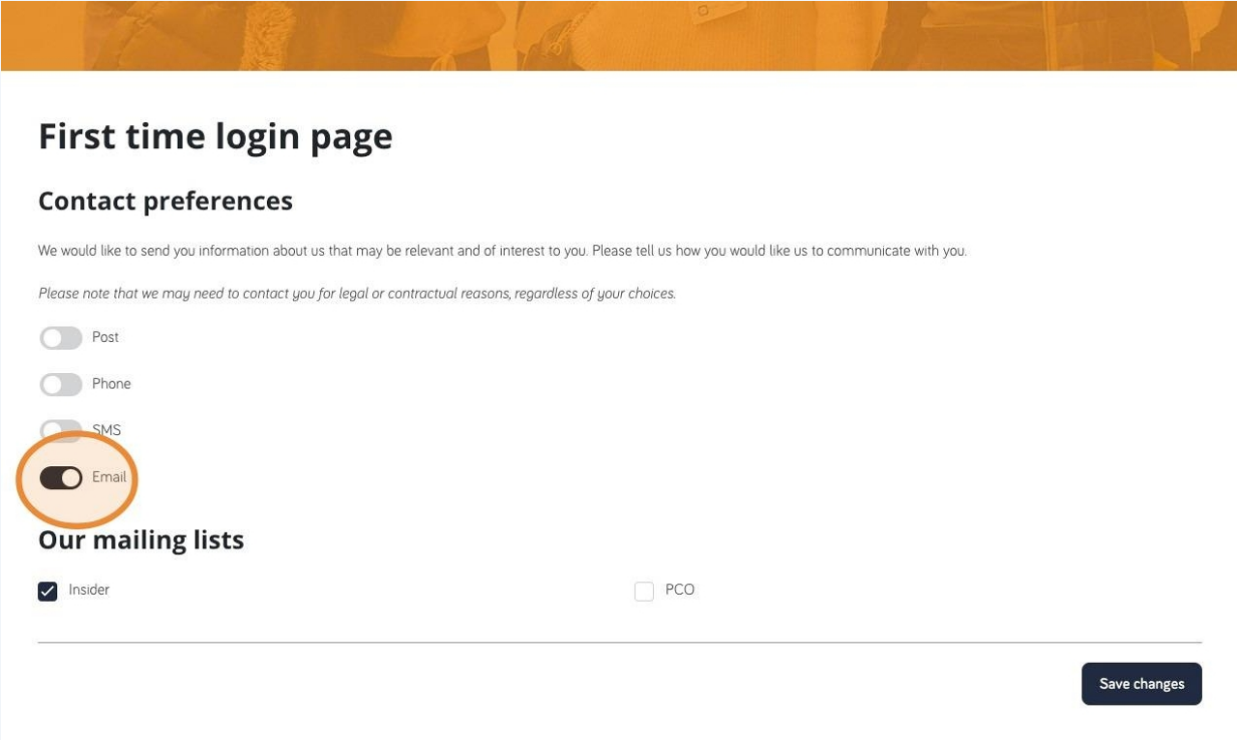
.....

Awesome!

Back

Next →

10 Click "Email" to confirm you are happy to receive email communication from IAPCO



The image shows the 'First time login page' for IAPCO. It features a section titled 'Contact preferences' with a message: 'We would like to send you information about us that may be relevant and of interest to you. Please tell us how you would like us to communicate with you.' Below this is a note: 'Please note that we may need to contact you for legal or contractual reasons, regardless of your choices.' There are four toggle switches: 'Post', 'Phone', 'SMS', and 'Email'. The 'Email' toggle is turned on and circled in orange. Below the toggles is a section titled 'Our mailing lists' with two checkboxes: 'Insider' (checked) and 'PCO' (unchecked). A 'Save changes' button is at the bottom right.

First time login page

Contact preferences

We would like to send you information about us that may be relevant and of interest to you. Please tell us how you would like us to communicate with you.

Please note that we may need to contact you for legal or contractual reasons, regardless of your choices.

☐ Post

☐ Phone

☐ SMS

☒ Email

Our mailing lists

☒ Insider ☐ PCO

Save changes

- 11 Select the Mailing lists you'd like to be included in and then "Save changes"

First time login page

Contact preferences

We would like to send you information about us that may be relevant and of interest to you. Please tell us how you would like us to communicate with you.

Please note that we may need to contact you for legal or contractual reasons, regardless of your choices.

☐ Post

☐ Phone

☐ SMS

☒ Email

Our mailing lists

☒ Insider ☐ PCO

[Save changes](#)

- 12 You are now logged in and can access the Member Hub on the top right corner.

